
EmETXe-i2309

COM Express® Compact Type 6 CPU Module

Quick Installation Guide

Version 1.0

Form Factor <i>COM Express® Compact Type 6 CPU Module</i>	CPU <i>Intel® Atom™ processor E3845 1.91GHz</i>	Video <i>24-bit Dual Channels LVDS/ DisplayPort/ Analog RGB</i>
I/O <i>USB 2.0/ USB 3.0/ SATA/ PCIe x1/ SDIO / SPI / LPC/ eMMC</i>	LAN <i>Intel® i210IT PCIe GbE Controller</i>	Audio <i>HD Audio Interface</i>

◆ Technical Support

If you have any technical difficulties, please consult the user's manual first at:
<ftp://ftp.arbor.com.tw/pub/manual>

Please do not hesitate to call or e-mail our customer service when you still can not find out the answer.

<http://www.arbor.com.tw>

E-mail: info@arbor.com.tw

FCC Class A

This device complies with Part 15 of the FCC Rules. Operation is subject to the following two conditions : (1) this device may not cause harmful interference, and (2) this device must accept any interference received, including interference that may cause undesired operation.



Copyright® 2014 All Rights Reserved.

4041230900100P

COM Express supports seven pin-out Type applying to Basic and Extended form factors:

Module Type 1 and 10 support single connector with two rows of pins (220 pins)


Module Type 2, 3, 4, 5 and 6 support two connectors with four rows of pins (440 pins) Connector placement and most mounting holes have transparency between Form Factors.

The differences among the Module Type 6 and EmETXe-i2309 are summarized in table below:

Module Type	Standard Type 6	EmETXe-i2309
Connectors	2	2
Connector Rows	A, B, C, D	A, B, C, D
PCIe Lanes (Max)	24	7
LAN (Max)	1	1
Serial Ports (Max)	2	1
Digital Display I/F (Max)	3	2
USB 3.0 Ports (Max)	4	1

Packing List

Before you begin installing your single board, please make sure that the following materials have been shipped:



1 x EmETXe-i2309 COM Express CPU Module



1 x Driver CD
1 x Quick Installation Guide

If any of the above items is damaged or missing, contact your vendor immediately.

Specifications

System	
CPU	Soldered onboard Intel® Atom™ processor E3845 1.91GHz
Memory	1 x DDR3L SO-DIMM socket, supporting up to 8GB 1333MT/s SDRAM
BIOS	Insyde UEFI BIOS
Watchdog Timer	1~255 levels reset (function depends on carrierboard)
I/O	
USB Port	8 x USB 2.0 ports, 1 x USB 3.0 port
Expansion Bus	7 x PCIe x1 lanes
	SPI and LPC (Low Pin Count) interfaces, SDIO
Storage	2 x Serial ATA ports with 300MB/s HDD transfer rate
	Soldered onboard 8GB eMMC 4.5 (Optional)
Ethernet Chipset	1 x Intel® i210IT PCIe GbE controller
Serial Port	1 x UART (RX/TX)
TPM	Supports TPM (Optional)
Audio	HD audio link
Display	
Graphic Chipset	SoC integrated Intel® Gen7 Graphics
Graphic Interface	24-bit Dual Channels LVDS supported via eDP to LVDS NXP PTN3460
	1 x DisplayPort
	Analog RGB supported
Mechanical & Environmental	
Power Requirement	+12V, 5VSB
Power Consumption	1.05A@+12V (Typical)
Operating Temp.	-20 ~ 70°C (-4 ~ 158°F)
	-40 ~ 85°C (-40 ~ 185°F, WT series)
Operating Humidity	10 ~ 95% @ 70°C (non-condensing)
	10 ~ 95% @ 85°C (non-condensing, WT series)
Dimensions (L x W)	95 x 95 mm (3.7" x 3.7")

Ordering Information

EmETXe-i2309-E3845	Intel® Atom™ processor E3845 1.91GHz COM Express® Compact CPU module
EmETXe-i2309-WT-E3845 (BTO)*	Wide range temperature Intel® Atom™ processor E3845 1.91GHz COM Express® Compact CPU module

Optional Accessories

Starterkit-002-2309	COM Express Type 6 Starter Kit for EmETXe-i2309
HS-2309-F2-NT*	Heat spreader, non-threaded standoffs (bore hole) (95x95x11mm), not compatible with WT series
HS-0000-W4	Universal evaluation heatsink kit w/ thermal pad (dimensions: 125x95x22mm, only used on a flat type heat spreader)
PBE-1702	COM Express® Type 6 evaluation carrier board in ATX form factor
CBK-04-1702-00	Cable kit 1 x USB cable 2 x COM-port cables 1 x SATA cable
CPF-0000-C1**	FAN, 4500RPM, 60x60x20mm

*For Wide-Temperature series, it is suggested to use HS-2309-F2-NT in conjunction with HS-0000-W4. The user must cut the HS-0000-W4 thermal pad to the right size to fit the heat spreader.

**When installing CPF-0000-C1, It is suggested to use HS-2309-F2-NT in conjunction with HS-0000-W4 to attach the FAN.

Find Device Drivers on CD

The CPU module supports Windows 7 and 8. Find the necessary drivers on the CD that comes with your purchase. For different OS, the driver installation may vary slightly, but generally they are similar. **DO** install **Chipset**→**Graphic**→**Audio** before the rest to prevent errors.

Find the drivers on CD by the following paths:

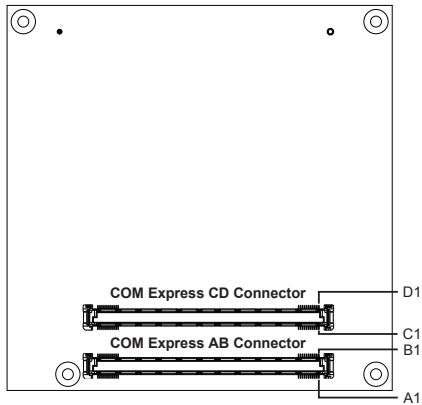
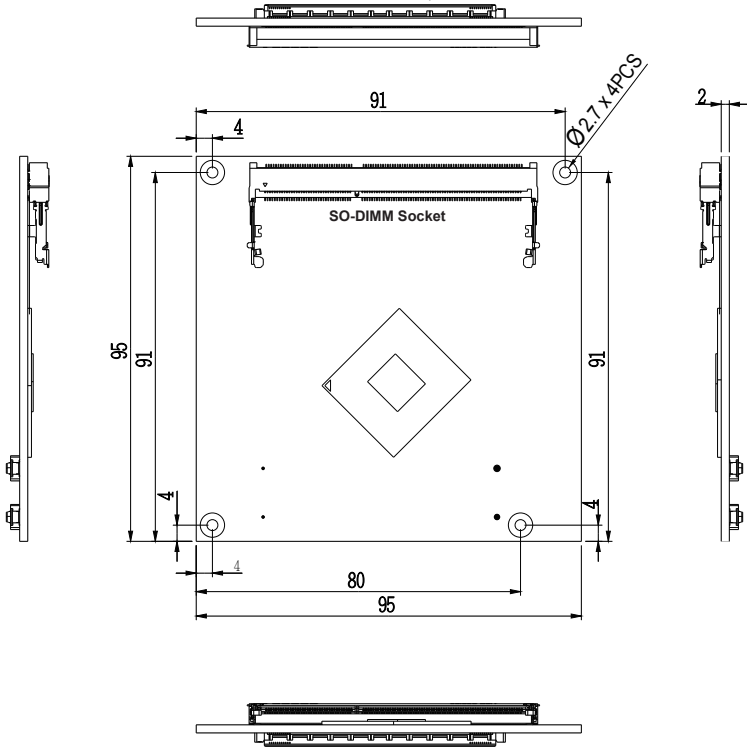
Windows 8.1

Driver	Path
Chipset	\Chipset\SetupChipset_10.0.13_PC
Graphic	\Graphics\WIN8_32\15.33.22.3621
	\Graphics\WIN8_64\15.33.22.64.3621
Audio	\Audio\32bit_Win7_Win8_Win81_R275
	\Audio\64bit_Win7_Win8_Win81_R275
Ethernet	\Ethernet\Intel
GPIO	\GPIO\Kit 100882 20140211 windows 8.1 64\GPIO
TXE	\TXE\Installers
Serial IO	\Serial IO\SerialIO_Installer_Win8.1_64bit_WW23
MBI	\MBI\MBI Kit 58443 20140106_windows 8_8.132_64
WINUSB	\WINUSB

Windows 7

Driver	Path
Chipset	\Chipset\SetupChipset_10.0.13_PC
Graphic	\Graphics\WIN7_32\Intel_EMGD.WIN7_PC_Version_36_15_0_1073
	\Graphics\WIN7_64\Intel_EMGD.WIN7_PC_Version_37_15_0_1073
Audio	\Audio\32bit_Win7_Win8_Win81_R275
	\Audio\64bit_Win7_Win8_Win81_R275
Ethernet	\Ethernet\Intel
TXE	\TXE\Installers
GPIO	\GPIO\windows 7 32_64\Intel Atom E3800 Win7 IO Drivers_Gold_v1.0 package 501232_20140211
USB3.0	\USB3.0\Intel(R) USB 3.0 eXtensible Host Controller_Win7_32bit_64bit_R3.0.0.33
Serial IO	\Serial IO\Intel Processor IO Drivers_Win7_32bit_64bit_Gold_v2.0
WINUSB	\WINUSB

Board Dimensions\Connectors Quick Reference



Unit:mm

COM Express AB Connector (bottom side)

B1	GND (FIXED)	GND (FIXED)	A1	B56	PCIE_RX4-	PCIE_TX4-	A56
B2	GBE0_ACT#	GBE0_MDI3-	A2	B57	SD_WP	GND	A57
B3	LPC_FRAME#	GBE0_MDI3+	A3	B58	PCIE_RX3+	PCIE_TX3+	A58
B4	LPC_AD0	GBE0_LINK100#	A4	B59	PCIE_RX3-	PCIE_TX3-	A59
B5	LPC_AD1	GBE0_LINK1000#	A5	B60	GND	GND	A60
B6	LPC_AD2	GBE0_MDI2-	A6	B61	PCIE_RX2+	PCIE_TX2+	A61
B7	LPC_AD3	GBE0_MDI2+	A7	B62	PCIE_RX2-	PCIE_TX2-	A62
B8	LPC_DRQ0#(N/C)	GBE0_LINK#(N/C)	A8	B63	SD_CD#	SD_DATA1	A63
B9	LPC_DRQ1#(N/C)	GBE0_MDI1-	A9	B64	PCIE_RX1+	PCIE_TX1+	A64
B10	LPC_CLK	GBE0_MDI1+	A10	B65	PCIE_RX1-	PCIE_TX1-	A65
B11	GND (FIXED)	GND (FIXED)	A11	B66	WAKE0#	GND	A66
B12	PWRBTN#	GBE0_MDI0-	A12	B67	WAKE1#	SD_DATA2	A67
B13	SMB_CK	GBE0_MDI0+	A13	B68	PCIE_RX0+	PCIE_TX0+	A68
B14	SMB_DAT	GBE0_CTREF(N/C)	A14	B69	PCIE_RX0-	PCIE_TX0-	A69
B15	SMB_ALERT#	SUS_S3#	A15	B70	GND	GND	A70
B16	SATA1_TX+	SATA0_TX+	A16	B71	LVDS_B0+	LVDS_A0+	A71
B17	SATA1_TX-	SATA0_TX-	A17	B72	LVDS_B0-	LVDS_A0-	A72
B18	SUS_STAT#	SUS_S4#	A18	B73	LVDS_B1+	LVDS_A1+	A73
B19	SATA1_RX+	SATA0_RX+	A19	B74	LVDS_B1-	LVDS_A1-	A74
B20	SATA1_RX-	SATA0_RX-	A20	B75	LVDS_B2+	LVDS_A2+	A75
B21	GND (FIXED)	GND (FIXED)	A21	B76	LVDS_B2-	LVDS_A2-	A76
B22	SATA3_TX+(N/C)	SATA2_TX+(N/C)	A22	B77	LVDS_B3+	LVDS_VDD_EN	A77
B23	SATA3_TX-(N/C)	SATA2_TX-(N/C)	A23	B78	LVDS_B3-	LVDS_A3+	A78
B24	PWR_OK	SUS_S5#	A24	B79	LVDS_BKLT_EN	LVDS_A3-	A79
B25	SATA3_RX+(N/C)	SATA2_RX+(N/C)	A25	B80	GND	GND	A80
B26	SATA3_RX-(N/C)	SATA2_RX-(N/C)	A26	B81	LVDS_B_CK+	LVDS_A_CK+	A81
B27	WDT	BATLOW#	A27	B82	LVDS_B_CK-	LVDS_A_CK-	A82
B28	AC_SDIN2(N/C)	ATA_ACT#	A28	B83	CKLVDS_BKLT_CTRL	LVDS_I2C_CK	A83
B29	AC_SDIN1	AC_SYNC	A29	B84	VCC_5V_SBY	LVDS_I2C_DAT	A84
B30	AC_SDIN0	AC_RST#	A30	B85	VCC_5V_SBY	SD_DATA3	A85
B31	GND	GND	A31	B86	VCC_5V_SBY	RSVD(N/C)	A86
B32	SPKR	AC_BITCLK	A32	B87	VCC_5V_SBY	RSVD(N/C)	A87
B33	I2C_CK	AC_SDOUT	A33	B88	BIOS_DIS1#	PCIE0_CK_REF+	A88
B34	I2C_DAT	BIOS_DISABLE0#	A34	B89	VGA_RED	PCIE0_CK_REF-	A89
B35	THR#	THRTRIP#	A35	B90	GND	GND	A90
B36	USB7-	USB6-	A36	B91	VGA_GRN	SPL_POWER	A91
B37	USB7+	USB6+	A37	B92	VGA_BLU	SPL_MISO	A92
B38	USB_4_5_OC#	USB_6_7_OC#	A38	B93	VGA_HSYNC	SD_CLK	A93
B39	USB5-	USB4-	A39	B94	VGA_VSYNC	SPL_CLK	A94
B40	USB5+	USB4+	A40	B95	VGA_I2C_CK	SPL_MOSI	A95
B41	GND	GND	A41	B96	VGA_I2C_DAT	TPM_PP	A96
B42	USB3-	USB2-	A42	B97	SPL_CS#	TYPE10#(N/C)	A97
B43	USB3+	USB2+	A43	B98	RSVD(N/C)	SERR0_TX	A98
B44	USB_0_1_OC#	USB_2_3_OC#	A44	B99	RSVD(N/C)	SERR0_RX	A99
B45	USB1-	USB0-	A45	B100	GND	GND	A100
B46	USB1+	USB0+	A46	B101	FAN_PWMOUT	SERR1_TX(N/C)	A101
B47	EXCD1_PERST#	VCC_RTC	A47	B102	FAN_TACHIN(N/C)	SERR1_RX(N/C)	A102
B48	EXCD1_CPPE#	EXCD0_PERST#	A48	B103	SLEEP#	LID#	A103
B49	SYS_RESET#	EXCD0_CPPE#	A49	B104	VCC_12V	VCC_12V	A104
B50	CB_RESET#	LPC_SERIRQ	A50	B105	VCC_12V	VCC_12V	A105
B51	GND	GND	A51	B106	VCC_12V	VCC_12V	A106
B52	PCIE_RX5+	PCIE_TX5+	A52	B107	VCC_12V	VCC_12V	A107
B53	PCIE_RX5-	PCIE_TX5-	A53	B108	VCC_12V	VCC_12V	A108
B54	SD_CMD	SD_DATA0	A54	B109	VCC_12V	VCC_12V	A109
B55	PCIE_RX4+	PCIE_TX4+	A55	B110	GND	GND	A110

COM Express CD Connector (bottom side)

D1	GND (FIXED)	GND (FIXED)	C1	D56	PEG_TX1-(N/C)	PEG_RX1-(N/C)	C56
D2	GND	GND	C2	D57	TYPE2#	TYPE1#(N/C)	C57
D3	USB_SSTX0-	USB_SSRX0-	C3	D58	PEG_TX2+(N/C)	PEG_RX2+(N/C)	C58
D4	USB_SSTX0+	USB_SSRX0+	C4	D59	PEG_TX2-(N/C)	PEG_RX2-(N/C)	C59
D5	GND	GND	C5	D60	GND (FIXED)	GND (FIXED)	C60
D6	USB_SSTX1-(N/C)	USB_SSRX1-(N/C)	C6	D61	PEG_TX3+(N/C)	PEG_RX3+(N/C)	C61
D7	USB_SSTX1+(N/C)	USB_SSRX1+(N/C)	C7	D62	PEG_TX3-(N/C)	PEG_RX3-(N/C)	C62
D8	GND	GND	C8	D63	RSVD	RSVD	C63
D9	USB_SSTX2-(N/C)	USB_SSRX2-(N/C)	C9	D64	RSVD	RSVD	C64
D10	USB_SSTX2+(N/C)	USB_SSRX2+(N/C)	C10	D65	PEG_TX4+(N/C)	PEG_RX4+(N/C)	C65
D11	GND (FIXED)	GND (FIXED)	C11	D66	PEG_TX4-(N/C)	PEG_RX4-(N/C)	C66
D12	USB_SSTX3-(N/C)	USB_SSRX3-(N/C)	C12	D67	RSVD	RSVD	C67
D13	USB_SSTX3+(N/C)	USB_SSRX3+(N/C)	C13	D68	PEG_TX5+(N/C)	PEG_RX5+(N/C)	C68
D14	GND	GND	C14	D69	PEG_TX5-(N/C)	PEG_RX5-(N/C)	C69
D15	DDI1_CTRLCLK_AUX+	DDI1_PAIR6+(N/C)	C15	D70	GND (FIXED)	GND (FIXED)	C70
D16	DDI1_CTRLCLK_AUX-	DDI1_PAIR6-(N/C)	C16	D71	PEG_TX6+(N/C)	PEG_RX6+(N/C)	C71
D17	RSVD	RSVD	C17	D72	PEG_TX6-(N/C)	PEG_RX6-(N/C)	C72
D18	RSVD	RSVD	C18	D73	GND	GND	C73
D19	PCI_E_TX6+	PCI_E_RX6+	C19	D74	PEG_TX7+(N/C)	PEG_RX7+(N/C)	C74
D20	PCI_E_TX6-	PCI_E_RX6-	C20	D75	PEG_TX7-(N/C)	PEG_RX7-(N/C)	C75
D21	GND(FIXED)	GND(FIXED)	C21	D76	GND	GND	C76
D22	PCI_E_TX7+(N/C)	PCI_E_RX7+(N/C)	C22	D77	RSVD	RSVD	C77
D23	PCI_E_TX7-(N/C)	PCI_E_RX7-(N/C)	C23	D78	PEG_TX8+(N/C)	PEG_RX8+(N/C)	C78
D24	RSVD	DDI1_HPD	C24	D79	PEG_TX8-(N/C)	PEG_RX8-(N/C)	C79
D25	RSVD	DDI1_PAIR4+(N/C)	C25	D80	GND (FIXED)	GND (FIXED)	C80
D26	DDI1_PAIR0+	DDI1_PAIR4-(N/C)	C26	D81	PEG_TX9+(N/C)	PEG_RX9+(N/C)	C81
D27	DDI1_PAIR0-	RSVD	C27	D82	PEG_TX9-(N/C)	PEG_RX9-(N/C)	C82
D28	RSVD	RSVD	C28	D83	RSVD	RSVD	C83
D29	DDI1_PAIR1+	DDI1_PAIR5+(N/C)	C29	D84	GND	GND	C84
D30	DDI1_PAIR1-	DDI1_PAIR5-(N/C)	C30	D85	PEG_TX10+(N/C)	PEG_RX10+(N/C)	C85
D31	GND(FIXED)	GND (FIXED)	C31	D86	PEG_TX10-(N/C)	PEG_RX10-(N/C)	C86
D32	DDI1_PAIR2+	DDI2_CTRLCLK_AUX+	C32	D87	GND	GND	C87
D33	DDI1_PAIR2-	DDI2_CTRLCLK_AUX-	C33	D88	PEG_TX11+(N/C)	PEG_RX11+(N/C)	C88
D34	DDI1_DDC_AUX_SEL	DDI2_DDC_AUX_SEL	C34	D89	PEG_TX11-(N/C)	PEG_RX11-(N/C)	C89
D35	RSVD	RSVD	C35	D90	GND (FIXED)	GND (FIXED)	C90
D36	DDI1_PAIR3+	DDI3_CTRLCLK_AUX+(N/C)	C36	D91	PEG_TX12+(N/C)	PEG_RX12+(N/C)	C91
D37	DDI1_PAIR3-	DDI3_CTRLCLK_AUX-(N/C)	C37	D92	PEG_TX12-(N/C)	PEG_RX12-(N/C)	C92
D38	RSVD	DDI3_DDC_AUX_SEL(N/C)	C38	D93	GND	GND	C93
D39	DDI1_PAIR0+	DDI3_PAIR0+(N/C)	C39	D94	PEG_TX13+(N/C)	PEG_RX13+(N/C)	C94
D40	DDI1_PAIR0-	DDI3_PAIR0-(N/C)	C40	D95	PEG_TX13-(N/C)	PEG_RX13-(N/C)	C95
D41	GND(FIXED)	GND(FIXED)	C41	D96	GND	GND	C96
D42	DDI1_PAIR1+	DDI3_PAIR1+(N/C)	C42	D97	RSVD	RSVD	C97
D43	DDI1_PAIR1-	DDI3_PAIR1-(N/C)	C43	D98	PEG_TX14+(N/C)	PEG_RX14+(N/C)	C98
D44	DDI2_HPD	DDI3_HPD(N/C)	C44	D99	PEG_TX14-(N/C)	PEG_RX14-(N/C)	C99
D45	RSVD	RSVD	C45	D100	GND (FIXED)	GND (FIXED)	C100
D46	DDI2_PAIR2+	DDI3_PAIR2+(N/C)	C46	D101	PEG_TX15+(N/C)	PEG_RX15+(N/C)	C101
D47	DDI2_PAIR2-	DDI3_PAIR2-(N/C)	C47	D102	PEG_TX15-(N/C)	PEG_RX15-(N/C)	C102
D48	RSVD	RSVD	C48	D103	GND	GND	C103
D49	DDI2_PAIR3+	DDI3_PAIR3+(N/C)	C49	D104	VCC_12V	VCC_12V	C104
D50	DDI2_PAIR3-	DDI3_PAIR3-(N/C)	C50	D105	VCC_12V	VCC_12V	C105
D51	GND (FIXED)	GND (FIXED)	C51	D106	VCC_12V	VCC_12V	C106
D52	PEG_TX0+(N/C)	PEG_RX0+(N/C)	C52	D107	VCC_12V	VCC_12V	C107
D53	PEG_TX0-(N/C)	PEG_RX0-(N/C)	C53	D108	VCC_12V	VCC_12V	C108
D54	PEG_LANE_RV#(N/C)	TYPE0#(N/C)	C54	D109	VCC_12V	VCC_12V	C109
D55	PEG_TX1+	PEG_RX1+(N/C)	C55	D110	GND (FIXED)	GND (FIXED)	C110